

AVALON FREE PUBLIC LIBRARY STATISTICS

NOVEMBER 2016

Circ	Adult Books	Juv Books	Audio Books	Music CDs	DVDs BluRay PAV BB	Video Games	Periodical	Mail Bag	Tablets	eBooks	eAudio Books	eMusic	eVideo	eZine	You Tube	Misc	Total
Nov-16	2079	988	376	244	2515	86	274	239	15	1568	438	2352	154	261	146	34	11769
Oct-16	2335	792	419	360	2354	57	148	298	8	1711	472	2088	131	263	151	21	11608
Nov-15	1969	811	546	339	2734	104	264	270	21	1859	365	664	89	173	108	13	10329

Acquisitions	Nov-16	YTD
Adult Books	229	2732
Juvenile Books	58	1317
Audio Books	46	423
CDs	1	80
BluRay & DVDs	57	759
Periodicals	0	7
Video Games	14	55
eBooks	127	1289
eAudiobooks	16	281
Total	548	6943
Deleted	3020	7392

Inter-Library Loan	Nov-16	Oct-16
Patron Submitted	23	20
Patron Filled	18	16
Library Submitted	2	3
Library Filled	1	1

Programming	Nov-16	Oct-16
Children's Programs	12	10
Attendance-Child	327	184
Adult Programs	28	20
Attendance-Adult	858	172
Total Program	40	30
Total Attend	1185	356

New Patrons	2016	2015
June	174	108
July	187	151
August	145	117
September	72	42
October	24	22
November	27	32

Virtual Archived Programs	Nov-16	Oct-16
Nov-16	141	
Oct-16	179	

App	Down-load	Unique Users	Query
Nov-16	40	153	4671
Oct-16	39	147	4489

Library Visits	Nov-16	Oct-16	Sep-16	Aug-16	Jul-16	Jun-16	May-16	Apr-16	Mar-16	Feb-16	Jan-16
Nov-16	4973										
Oct-16	4530										
Sep-16	8062										
Aug-16	15880										
Jul-16	17963										
Jun-16	12511										
May-16	7125										
Apr-16	5812										
Mar-16	7003										
Feb-16	5980										
Jan-16	4862										

Patron by Location	Non-Resident Homeowner	Residential Homeowner	County	Seasonal Visitor	Avalon Business	Borough Employee	Coil	Total
Nov-16	4199	910	1703	155	50	90	40	7147
Oct-16	4192	898	1693	154	51	90	39	7117

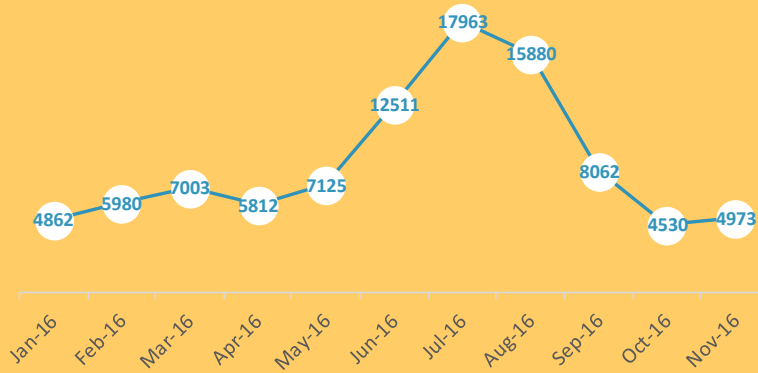
Computer Use	Public PC Sessions	Wireless Sessions	Total Sessions	Unique Public PC Users	Unique Wireless Users	Total Unique Users	Total Pages Printed
Nov-16	382	1380	1762	175	415	590	1406
Oct-16	421	1178	1599	200	392	592	823
Nov-15	541	1230	1771	219	375	594	1669



AVALON FREE PUBLIC LIBRARY

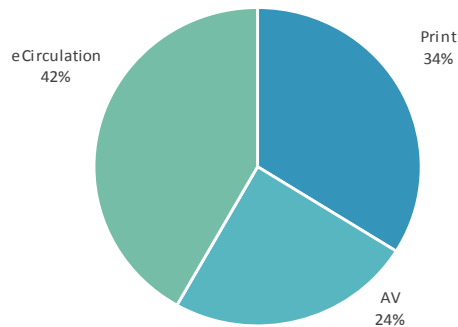
November 2016

LIBRARY VISITS 2016

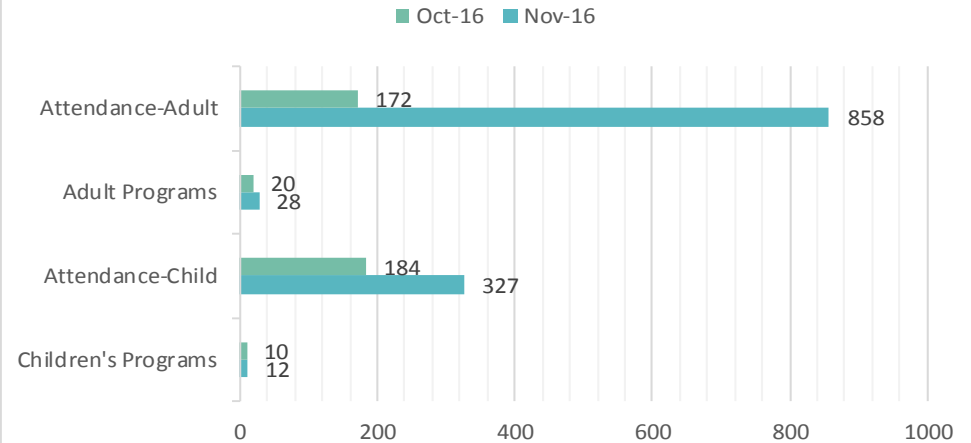


eCirculation continues to increase at a significant rate. In November, 42% of total circulation was comprised of online resources.

CIRCULATION_November 2016



LIBRARY PROGRAMMING_November 2016



It was a HUGE month for Library programming. Our Festive Friday programming & community engagement had an enormous impact on our November statistics. Total November program attendance of 1185!

LIBRARY COMPUTER USE_NOVEMBER 2016

